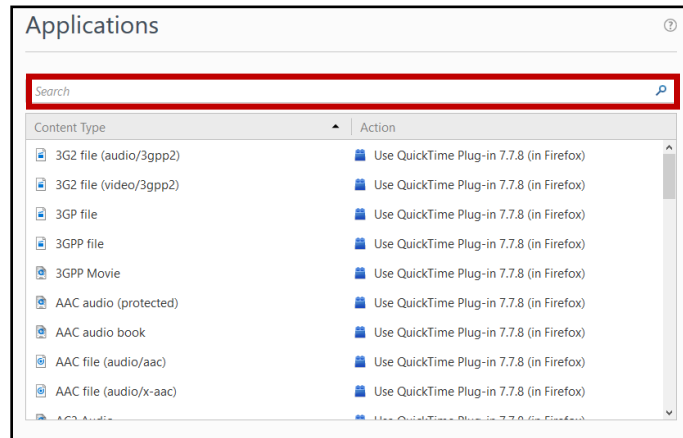
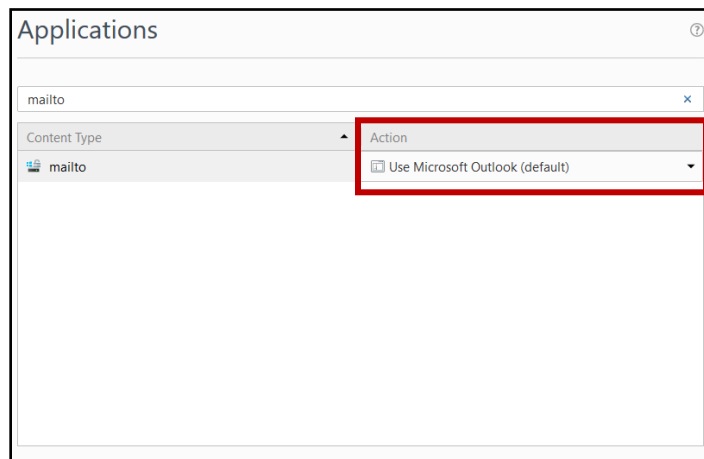


Internet Browser – Mozilla Firefox:

1. On the address bar type: `about:preferences#applications`

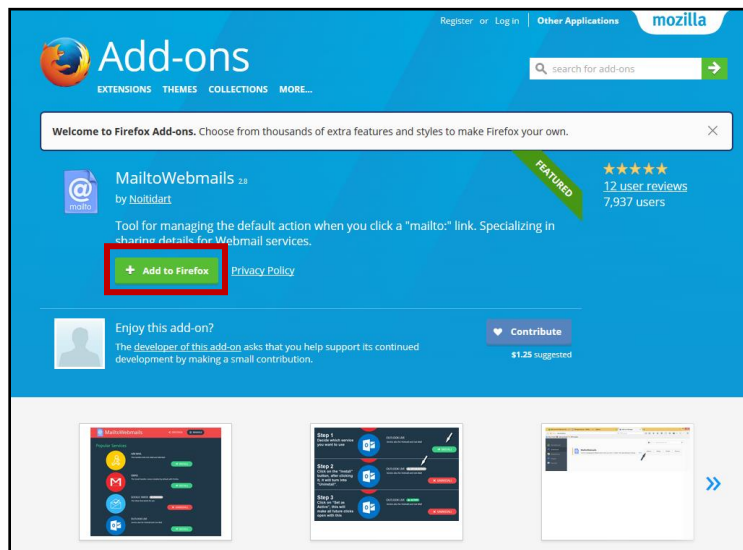


2. In the search field, type: `mailto`.
3. Under action, select: “Use Yahoo Mail” or “User Gmail”



Note: If you need to use other providers besides Yahoo or Gmail, you have to install the following extension.

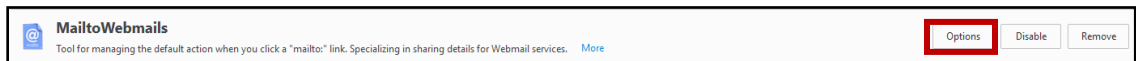
<https://addons.mozilla.org/en-US/firefox/addon/mailtowebmails/>



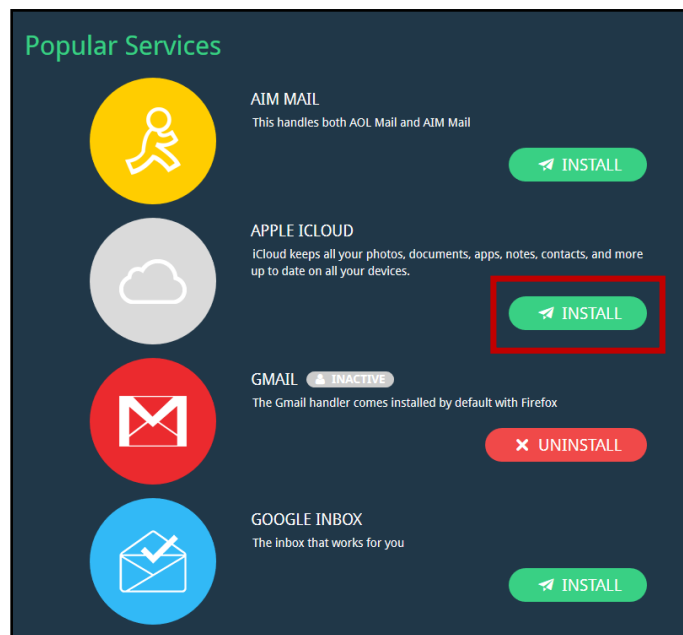
1. Click “Add to Firefox”.
2. Click Install.
3. Close your browser and restart Firefox.
4. Type: `about:addons` on the search bar.
5. Click on “Extensions” on the left side of the screen.



6. Click “Options” on MailtoWebmails extension.



7. Select desired provider and click “Install”.



8. Go to web portal.

9. Click on email button on web portal.

You will be redirected to a new tab which will allow you to type in your email address and associated password. The email should popup after you log on.